



Sabre

MOBILE & REMOTE
LIVING SYSTEM

Sabre is an advanced monitor, control and automation system for caravans.

It turns things on and off from a tablet or phone, but that's where the similarities to other devices end.



Communications Anywhere In The World

You're in the middle of Australia. There's no phone service for days. Sabre will still tell your loved ones that you're Ok, and will even show them where you are on a map.



Theft Detection and Location Tracking

If your caravan is ever the unfortunate target of a theft, Sabre will detect the van's movement (or even just a jolt) and will alert you via your phone, or contact the authorities directly.



Internet-Based Control and Monitoring

You're out for dinner whilst on holidays and it's getting a little chilly. Turn your heater on before you get back to your caravan so you can continue your evening in warmth.



Internet-Transmitted Alarms and Notifications

Your caravan is getting a bit hot due to a bushfire near your camp or storage location. Your van will wake up and send you an alarm directly to your smart phone.



CI-BUS Control Ready and Accredited

CI-BUS devices are the next generation of controllable caravan appliances. Sabre is an accredited CI-BUS controller system, ready for the future.



Control all of your IR Controlled Appliances

Air conditioners, TVs, and other critical devices tend to be controlled via remote control. Sabre can control all of these devices for you.


MONITORING

Sabre keeps a close eye over all your critical systems.



Water

Sabre will monitor up to 4 tanks using dipstick tank sensors. Ultrasonic and Pressure sensors may also be used. Alerts notify you of water tanks approaching empty, or waste tanks approaching full.



Environment

Internal temperature, humidity, air quality, air pressure, light levels, and local public weather stations are all monitored by Sabre. You can also attach smoke, carbon dioxide, carbon monoxide & heat alarms.



Power

Sabre monitors your power usage and battery capacity to let you know how much power you have left based on your usage. Solar charging is also monitored and displayed.



Movement and Location

Sabre monitors your location by GPS as well as monitoring your caravan or motorhome's position in place via its built-in 9-axis movement and positioning sensor.



Security

Sabre will protect your van by monitoring the location and environmental sensors when in secure mode, and will give you remote access to the web-recorded roof-mounted camera feed.

SWITCHING AND CONTROL

Sabre lets you control the devices in your van, even the ones that aren't connected.

Switching

Sabre can switch all your lights, heaters, water pumps, water heaters and anything else you would like to add, up to 30 amps powered directly, or unlimited if using in-line relays.

Mechanical

Sabre can control your levellers (in conjunction with the 9-axis positioning system) and your van's slide-outs. It can also control powered steps, awnings, TV risers and more.

240 Volt Appliances

Sabre can turn on and off any appliances that plug into your 240 volt outlets via an in-line wifi controlled adapter. This gives you full and remote control for things like electric blankets and fans or heaters.

Infra-Red Controlled

Air conditioners, Televisions, Satellite TV Receivers, Entertainment Systems, Sound Systems and more - Sabre can control any device in your van that is normally controlled by an infra-red remote control.

CI-Bus


Sabre is a member of the CIVD which gives us accredited usage of CI-BUS technology. The next generation of caravan appliances will allow control via CI-BUS, and Sabre is hardware-ready.

Physical Switch Integration

You'll always need a few physical wall switches for midnight bathroom trips or entrance lighting, so Sabre monitors your physical switches to display their correct state on your tablet or phone.

Modes

Sabre allows control items to be grouped together and activated with a single tap. For example, you can create a 'bedtime' mode that adjust the lights, heating, playlist and volume to create an environment that promotes a good night's sleep.



FULL AUTOMATION

Control any item in your caravan based on the results of any monitored items.

The Sabre App will let you set any monitoring measurement to be a trigger for any controlled item. Simply choose a monitored item, set a threshold or trigger and then select one or multiple actions.

Here are some examples of how you can use Sabre's automation system:

Heating and Cooling

TRIGGER: Internal temperature reaches 25 degrees.

ACTION: Turn on the airconditioner (High Fan, 20 degrees).

TRIGGER: Internal temperature drops to 15 degrees, or the time is 7:30pm.

ACTION: Turn on the diesel heater.



Lighting

TRIGGER: It's getting dark inside.

ACTION: Turn on the 'Evening' mode (lights and heating).

TRIGGER: 'Bedtime' mode is on, and movement is detected inside the van.

ACTION: Turn on the toilet light.



Location

TRIGGER: Return to Home.

ACTION: Send a Text Message to a nominated person or group, letting everyone know you're home.

TRIGGER: Stop at a location for longer than 1 hour.

ACTION: Post the location on a private Facebook Group.



CONNECTIVITY

Sabre is cellular internet connected but when out of range, it uses two-way satellite.

Inside the van:

The Sabre system connects to your tablet or phone by the local Sabre Wifi system when you are nearby or in the van.

When connected to the internet, this system can also be used to connect your devices to the internet for browsing and streaming.

From the van to the internet:

Sabre connects to the internet via a 3G/4G/5G internet access device.

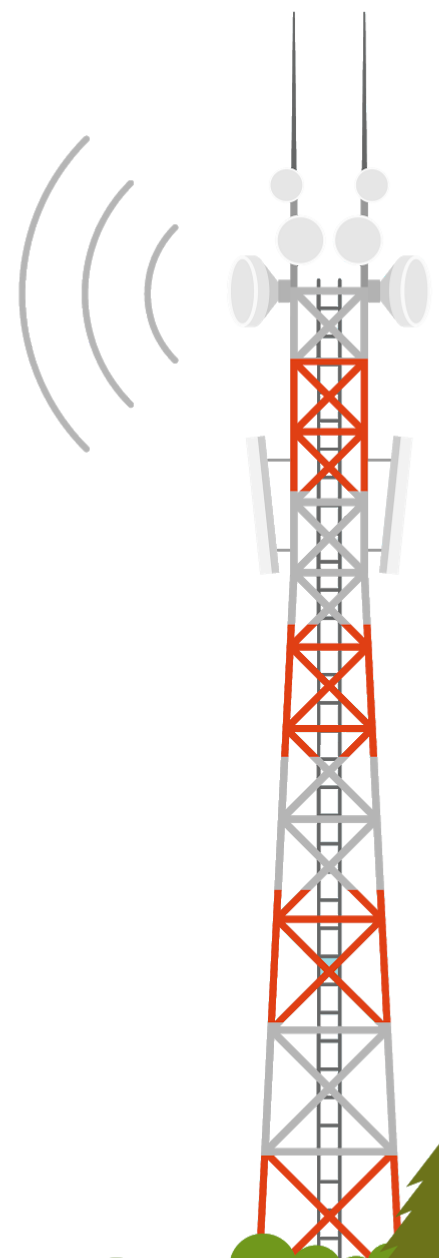
This allows monitoring and control through the app from anywhere in the world - as long as the van is in mobile service range.

When the app comes within wifi range of the van, it will automatically switch to the local wifi network.

From the van to your family when there is no mobile service:

When mobile data is unavailable, Sabre can deliver 'I'm OK' or 'I Need Help' messages via two-way satellite from anywhere in the world.

Two-way satellite feature is optional at additional cost. Mobile data and satellite data providers require the van user to have an active account with each service provider and data costs will apply.



INTERFACES

Interact with Sabre through a tablet, smartphone, website or with your voice.

Operating Systems And Devices:

Sabre operates on any device running the Android 5.1 up to the latest version. Currently iOS users can control Sabre through a Web App (in the device's web browser), and a native app is currently in development.

Web Portal:

The web portal allows van owners, service centres and manufacturers to interact with Sabre remotely through the Sabre Web Portal. This portal is access through any web browser on any computer that is connected to the Internet.

Voice Control:

Voice recognition and response is currently in development to allow you to control items with a voice command. Sabre will also reply with monitor details when asked.

Tablets can be placed in a wall-mounted cradle for easy access, and can be removed and taken wherever you need it.



CUSTOMISATION

Sabre can be customised to suit your unique requirements.

The Sabre App and the Web Portal allows you to label switches and tanks to suit your van. This customisation can be done through the app or portal, at any time, by either the manufacturer, service centre, installation contractor or van owner.

Switches:

Besides the frequently used switches on the dashboard, there are two screens of switches on the Sabre App. All switch titles and their icons can be customised.

Tanks:

The Sabre system can monitor 4 tanks, and their labels can be changed to display the tank's purpose. Tanks can also be set to Emptying or Filling, so alarms can be triggered by a tank approaching full (such as grey water) or tanks approaching empty (such as fresh water).

Physical Switches:

Devices or items can share a physical and an app-based switch. The Sabre App will allow you to map your physical switches inside the van to your app's switch configuration.



POWER

Sabre can monitor and manage your power usage.

Power Monitoring:

Sabre monitors power usage by the following methods:

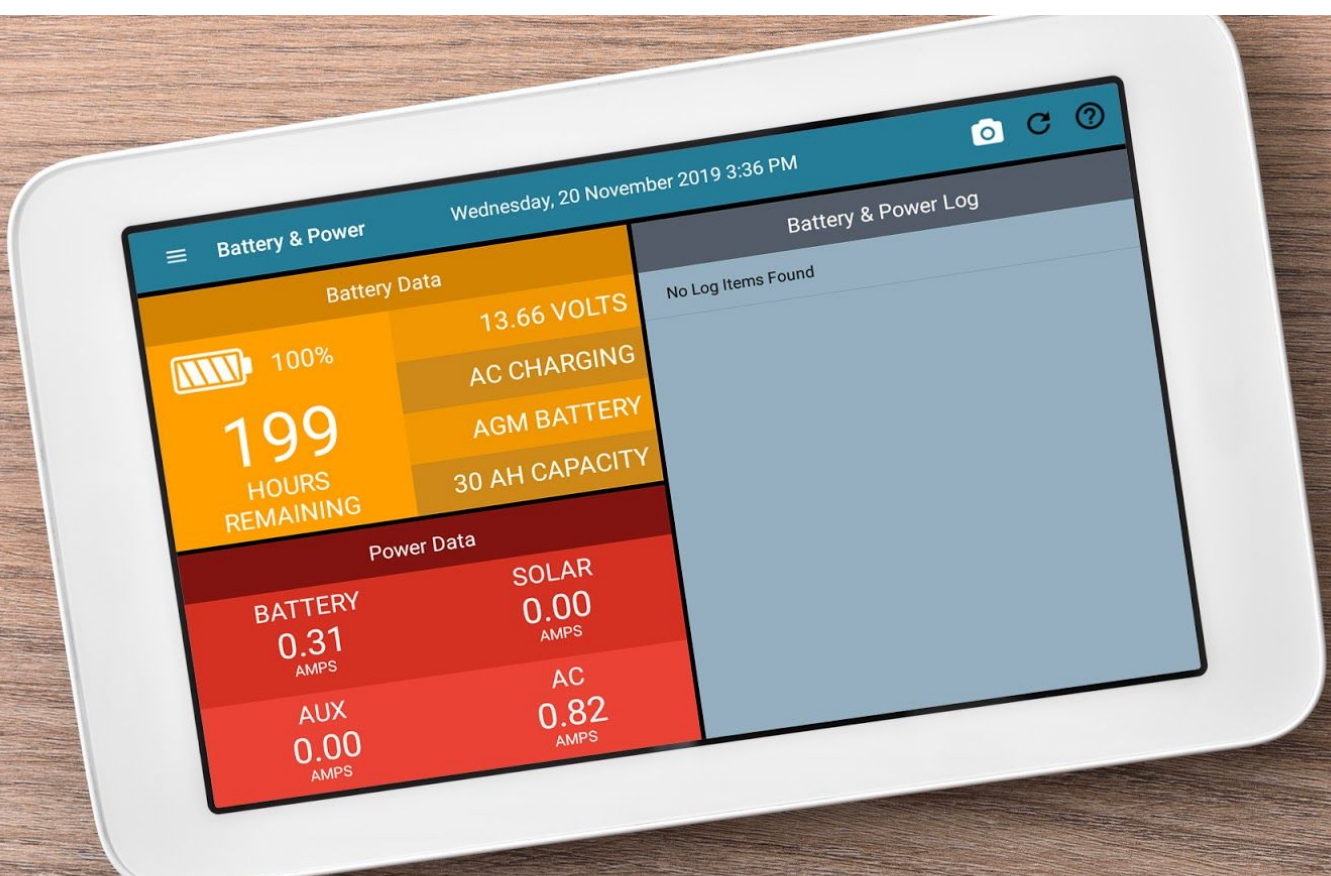
- ★ A battery usage current shunt and solar generation current shunt
- ★ CAN-Bus connection directly to BMPro battery management systems
- ★ Directly via Bluetooth using third-party equipment, which can also be supplied as a complete power management and smart system package.

Low Battery Precautions:

Sabre can automatically switch off all powered items, and then shut itself down before the battery loses charge completely.

Power Capability:

Sabre can directly power 16 channels with a combined usage of 30 Amps. Additional higher powered items (such as slide-out motors) can be powered through in-line relays with a direct 12V input.



TWO-WAY SATELLITE

Sabre can keep in touch with your family when your mobile phone can't.

Sabre's **I'm OK** button allows van owners to let their family know that they are ok but tapping the I'm OK button at a regular agree-upon time or day.

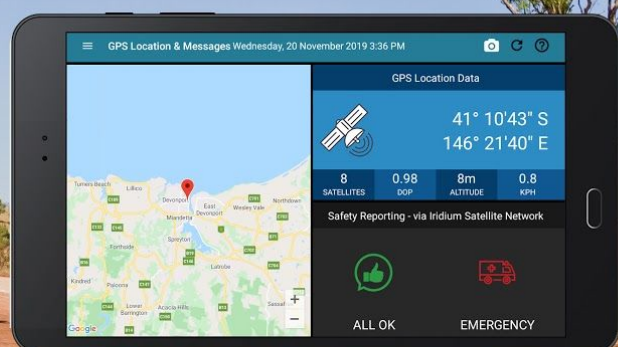
Alternatively, Sabre also has an **SOS** button that can send a distress message to family or friends, or directly to emergency services.

When in phone range, these messages are sent via the internet as SMS or email.

When not in phone range, these messages are sent via two-way satellite directly into space from the caravan.

The Two-Way Satellite requires an additional component in the Sabre unit, which attracts an additional cost and is therefore an optional item. Two-Way Satellite also requires the van owner to have an active satellite service provider account.

If you get stuck out here without mobile phone service, Sabre can send for help via satellite.



LOCATION SERVICES

Your van is on the internet, and knows where it is, so this means you can:

Find your van

If you're parking in a new caravan park every night on a long trip, it's quite easy to forget in which area you've parked your van.

Your Sabre app on your phone or tablet knows where you are, and knows where your van is, so can show both points on an interactive map, allowing you to get directions, or follow navigation instructions to find it.

Get the local news

The Sabre app can show you news customised to your location. Read up on what's happening in the community you're visiting to get the most out of your trip.

Get the local weather

If you're not a local, you don't know what unpredictable weather your location is capable of. The local weather is presented on the Sabre app dashboard.

See local points of interest or nearest services

Have you ever visited an area and only found out about a unique attraction after you've left? See local attractions right from your Sabre app. You can also set the Sabre app to notify you if you're near one of these locations.

The Sabre app can also give you directions to your nearest service station, caravan park, supermarket, hospital, restaurant or whatever service you need.



ALARMS

Alarms from your van can trigger a roof-mounted siren and strobe light, and alerts through the Sabre App.

An alarm can be triggered by the following items:

- ★ External Smoke Alarm, Carbon Monoxide, Carbon Dioxide or Heat Sensors
- ★ Onboard Temperature, Humidity, Air Quality and Light Sensors
- ★ Van external and internal movement
- ★ Water tank levels
- ★ GPS Location

When an alarm is triggered, it can appear as a notification on the Sabre App (whether it's connected to the van's wifi, or via internet on the other side of the world), or it can use the built-in roof-mounted siren and high intensity LED strobe. Alarms can be silenced via the app.

Alarms can also trigger an email or SMS message to a nominated recipient, or directly to emergency services with the location of the van and nature of the alarm.



SECURITY

Sabre can protect your caravan with advanced monitoring, tracking and alerts.



Anti-Theft Alarm and Post-Theft Tracking System

This feature will give peace-of-mind when owners park their van and leave it for short or long periods. The system will:

- ★ Allow van owners to turn on the protection system via the App
- ★ Detect movement inside the van
- ★ Detect movement of the van
- ★ Activates intense logging of camera feeds and GPS location data once the alarm is triggered
- ★ Sends notifications via SMS, Email and App Notifications once the alarm is triggered
- ★ Notifications can also be sent to law enforcement with tracking data if required
- ★ If 2-Way Satellite system is installed, the notifications will still be sent if outside of mobile coverage areas
- ★ Can track the location of the van and report its current location to the App (on tablet or mobile phone)

Built-In Security Camera

The Sabre roof-mounted unit has a built-in high definition camera. The camera feeds images to the cloud at a configurable rate. These images can then be viewed on the Sabre App or through the web portal.

Sensors

The built-in sensors used for security monitoring are the 9-axis movement and shock sensor, the internal motion sensor, the GPS position tracker and the HD camera feed.

SOFTWARE UPDATES

The Sabre system can be easily and regularly updated via the app.

Software updates for new features will be regularly released for both the Sabre App, and the software on the Sabre units installed in the van. Unlike most other management systems, the Sabre units can receive regular software updates through the internet.

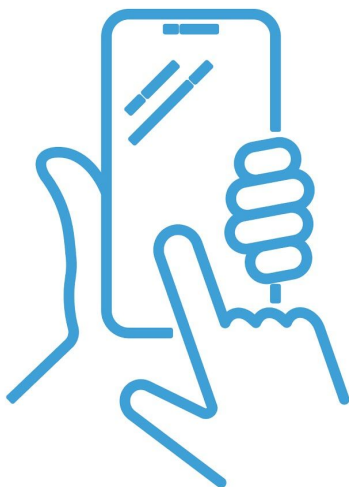
However, if the van is out of mobile range, software updates can still be applied, because the updates are retrieved from the internet via the Sabre App on your tablet or smartphone and then applied to the van's units via the local wifi network.

Updates to the Sabre App will occur regularly through the regular app update options on your mobile device.



Sabre releases software updates for the Sabre App and the van-installed Sabre units.

The updates are downloaded to your tablet or smartphone via the internet.



The tablet or smartphone then pass on the software updates to the van units.



SABRE UNIT SERVICE, SUPPORT AND WARRANTIES

A Sabre system can be supported whilst on the road.

What can a Manufacturer or Service Centre do?

With the Sabre Web Portal, manufacturers and service centres, or even electrical contractors can log in and view log reports, self-diagnosis information, distances travelled (up-to-date odometer) and live status of all parts of the system, assuming the van is in mobile data range.

This means most electrical issues can be diagnosed before the van is brought into a service centre.

The Web Portal also allows for viewing of service logbook entries (regardless of which service centre added them), insertion of new logbook entries and the ability for service centre staff to see any issues reported by the van owners whilst on the road.

Service and Support Provision from Sabre

If there is ever an issue with the Sabre unit itself, Sabre staff can log in and run software updates, patches and modifications.

Sabre has nearly 20 years of remote support experience, and can provide helpdesk ticket support to service centres, electrical contractors and manufacturers. Additional 24-hour support is also available if required, however extra costs will apply.

Sabre Warranties

Each physical Sabre unit has a 2 year return-to-base warranty, which is delivered by full unit replacement or single component replacement, depending on the fault. Faulty units are returned to Sabre (or a Sabre agent), then the repaired or replaced unit is sent back to the van location. For expedited service, manufacturers can hold warranty replacement units at their location.



SABRE UNITS

Sabre is made up of two physical units:



Sabre Sensor Unit

Roof-Mounted

100mm x 120mm x 40mm

The **Sabre Sensor Unit** is as small as a smoke alarm and houses the security camera, 4 IR transmitters, the siren, the strobe, the motion sensor, the 9-axis movement sensor, air quality sensor and external alarm inputs. You can also attach 3 external additional IR transmitters for hard-to-reach areas.

The sensor unit connects to the caravan network via Wifi, and the only cabling it requires is 12 volt power.



Sabre Control Unit

Storage-Area-Mounted

159mm x 239mm x 95mm

The **Sabre Control Unit** fits in the back of any storage cabinet or can be installed in the boot compartment. The control unit houses 16 control circuits, 16 channel override switches (for emergency operation), status lights, GPS receiver, satellite modem (if fitted), circuit breaker and reset button, tank monitor system and CAN-Bus and CI-BUS systems.

The control unit is made of strong ABS Plastic and is IP65 rated (Dust and hose-down proof). It has mounting feet for easy installation and an Anderson plug for connection to the 12 volt power supply. The unit also has the master on/off button (which can also be done via the app), as well as the three AmpSeal connectors for wiring to all the controlled items. There is also an ethernet port for connecting directly to the caravan wifi router.

WEB PORTAL

Sabre's Web Portal is a website that gives access to the van for owners, service centres and manufacturers.

A quick trip to portal.sabreliving.com through your phone, tablet or computer will give access to the following features:

Van Owners can:

- ★ Update their contact details and control all privacy settings for Service Centre and Manufacturer access.
- ★ See their van's location and location history, and share it with family.
- ★ View and control van devices, including security camera vision.

Service Centres can:

- ★ View service history (regardless of service centre)
- ★ View odometer of the van
- ★ Run diagnostic scans and receive alerts if van owner allows

Manufacturers can:

- ★ See a list of all Sabre-equipped vans
- ★ Send notifications to van owners through the Sabre app
- ★ Update van ownership details
- ★ Registration and Configuration of Sabre units prior to installation
- ★ Update configuration of Sabre units once installed
- ★ Run diagnostic scans and receive alerts if van owner allows



MANUFACTURER BENEFITS

Sabre allows access to van logs as well as the ability to update PDFs on the Sabre app.

Sabre allows manufacturers to track service history and warranty claims on all their Sabre-equipped vans.

Manufacturers can check service history of vans they have sold, as well as an event log that shows odometer readings and any above-limit forces that may have been applied to the van over its lifetime, indicating impacts such as crashes or extreme off-road conditions.

The Sabre portal also has a section for recording upgrades, modifications, replacements and any warranty claims.

Sabre allows manufacturers to load all van-related instruction manuals into the Sabre app.

The Sabre app has a library section where the PDF instruction manuals of all appliances and any other relevant documents can be stored.

These files can also be updated via the Manufacturer's Web Portal and automatically synchronised with the van owner's Sabre app.

Sabre can also remind van owners of service schedules based on odometer readings.

Manufacturers can set service schedules into the Web Portal, and the Sabre app can then remind van owners at the relevant times through the app's notifications.



INSTALLATION

Sabre is quite simple to install.

Firstly, the units are configured via the Web Portal or the Sabre app. This includes labelling switches, setting tank details and adding IR devices. Configurations for similar vans can be duplicated to each unit. Once configured the units can be installed.

Sabre Sensor Unit:

The Sabre Sensor Unit is roof-mounted, and comes with a roof plate which is screwed to the roof. The unit then clips into the roof plate. The roof plate has a space for a 12 volt power supply to be wired into the unit.

Sabre Control Unit:

The unit itself is mounted in a place where all connected items are wired to. It comes with feet for easy mounting. There are 5 plugs that go into the unit:

1. Anderson plug for connection to the battery.
2. Waterproof Ethernet port for connection to the router
3. AmpSeal connector for switch bank A (1-3 10 Amp, 4-8 5 Amp), and 3 Physical Switch feeds.
4. AmpSeal connector for switch bank A (9-11 10 Amp, 12-16 5 Amp), and 3 Physical Switch feeds.
5. AmpSeal connector for 4 Tanks, 2 Current Shunts, CAN-Bus and CI-Bus.

Sabre Router:

The Sabre Router is mounted next to the Sabre Control Unit, and connected via a short ethernet cable. It requires a 12 volt power cable as well.



**Sabre can be
retro-fitted to
most caravans
and motorhomes.**



Sabre has been in development for over 4 years. The company making it has been in business for 18 years.

Sabre began in 2015 when a need was realised for an all-in-one control and monitor system for caravans when one of the business owners began building his own motorhome.

Since then, the Sabre units have been evolving through a process of self-analysis, real-life on-road testing and installations in a number of mid-production vans at one of the largest caravan manufacturing plants in Australia.

Sabre units have spent over 1 year outside on a pole in Tasmania's wilderness to test for temperature and environmental element issues, and remained operational for the entire period.

Sabre units are designed from the circuit-boards up completely in-house. Customisation of hardware is available if required, at the buyer's cost.

Sabre knows how to make durable products, with experience in designing, manufacturing and installing telemetry systems in mining trucks - putting the electronics through the most grueling environments imaginable, as well as designing software systems used in the aviation and health industries, and providing help-desk and on-site support for all these products.

Price

Please contact us for price points based on your preferred order quantity.

Book a demonstration appointment today

Call 03 6423 2051 (International +61 3 6423 2051) or go to sabreliving.com to book your demonstration today.

Sabre Living Pty Ltd is an Australian company (ACN 621 440 426) and is based on Devonport, Tasmania with stock warehousing and distribution in Eastern Melbourne.



Sabre
MOBILE & REMOTE
LIVING SYSTEM